

Marine grade nylon cleats offer very good value for money, for both production builder and sailor alike. They are ideal for most applications where high loads or rope surges are not likely to be encountered. Nylon cleats are corrosion resistant and will last for many years outdoors.

Aluminum cleats are available in our standard **silver** or the **hard anodized** finish. They are unaffected by the heat generated by a rope surging back through a cleat as well as being suitable for sub-zero temperatures.

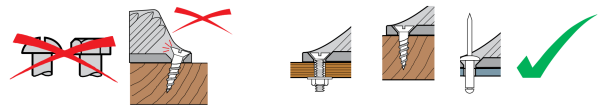
Hard anodizing has a high-tech and fashionable appearance as well as offering superior resistance to sea water corrosion. Our research into cleat materials over the years has shown aluminum to be far better for high performance cleats than any polymer, irrespective of any fiber reinforcement or additive. These factors make aluminum cleats the best choice for demanding applications.

Standard colors are shown in the photographs but special colors are available to order. For example, white 002040 are supplied for window blinds.


Numbers beginning with 00 are Sea-Dog part numbers and should be used when ordering. Numbers beginning with CL are Clamcleat numbers given for reference and marked on the bottom of the cleat. See Numerical Index at the end of Chapter 10.

Most cleats are provided with countersunk fixing holes. Flathead screws or bolts of the recommended size should be used; bolts being preferred. If using rivets with a powered fixing gun, make sure the pressure is not set too high. Fastenings must be entered straight so that the heads do not protrude to snag the rope. Several of the cleats have been designed with a groove in the base enabling them to be fitted to both flat and curved surfaces.

Clamcleat® rope cleats are not suitable for metal ropes.



| Sea-Dog Part # | | mm Ø inch Ø | mm inch | | | mm Ø inch Ø | mm Ø Gauge | Gms Ozs | Standard pack |
|--|----------|----------------|---------|--------|--------|----------------|---------------|------------|------------------|
| Bulk | Display | | A | B | C | | | | |
| Micros & Mini Cleats | | | | | | | | | |
| Mini | | | | | | | | | |
| | | 3 - 6 | 52 | 36 | 17 | M4 | 4.2 | 9 | 10 |
| 002040 | 002040-1 | 1/8-1/4 | 2 1/16 | 1 7/16 | 5/8 | #8 | No8 | 0.3 | |
| Racing Mini | | | | | | | | | |
| | | 3 - 6 | 48 | 36 | 15 | M4 | 4.2 | 16 | 10 |
| 002220 | 002220-1 | 1/8-1/4 | 1 7/8 | 1 7/16 | 1 9/32 | #8 | No8 | 0.6 | |
| 002225 | 002225-1 | | | | | | | | |
| Micros | | | | | | | | | |
| | | 1 - 4 | 33 | 24 | 13 | M3 | 3.0 | 3 | 10 |
| 002740 | 002740-1 | 3/64-5/32 | 1 5/16 | 1 5/16 | 1/2 | #4 | No4 | 0.1 | |
| 002743 | 002743-1 | | | | | | | | |
| Racing Micros | | | | | | | | | |
| | | 1 - 4 | 33 | 24 | 13 | M3 | 3.0 | 7 | 10 |
| 002750 | 002750-1 | 3/64-5/32 | 1 5/16 | 1 5/16 | 1/2 | #4 | No4 | 0.25 | |
| 002755 | 002755-1 | | | | | | | | |
| Tapered Pad for CL204 & CL222 | | | | | | | | | |
| | | — | 57 | — | 21 | M4 | 4.2 | 4 | 10 |
| 008020 | — | — | 2 1/4 | — | 1 3/16 | #8 | No8 | 0.1 | |
| Tapered Pad for CL274 & CL275 | | | | | | | | | |
| | | — | 47 | — | 19 | M3 | 3.0 | 4 | 10 |
| 008230 | 008230-1 | — | 1 13/16 | — | 3/4 | #4 | No4 | 0.15 | |



| Sea-Dog Part # | | mm Ø inch Ø | mm inch | | | mm Ø inch Ø | mm Ø Gauge | Gms Ozs | Standard pack |
|-------------------------------------|----------|----------------|---------|---------|--------|----------------|---------------|------------|------------------|
| Bulk | Display | | A | B | C | | | | |
| Fine Line Cleats | | | | | | | | | |
| Fine Line (Starboard) | | | | | | | | | |
| | | 2 - 5 | 70 | 49 | 21 | M4 | 4.2 | 9 | 10 |
| 002130 | 002130-1 | 1/16-2/16 | 2 3/4 | 1 15/16 | 1 3/16 | #8 | No8 | 0.3 | |
| Fine Line (Port) | | | | | | | | | |
| | | 2 - 5 | 70 | 49 | 21 | M4 | 4.2 | 9 | 10 |
| 002140 | 002140-1 | 1/16-2/16 | 2 3/4 | 1 15/16 | 1 3/16 | #8 | No8 | 0.3 | |
| Racing Fine Line (Starboard) | | | | | | | | | |
| | | 3 - 6 | 70 | 49 | 21 | M4 | 4.2 | 19 | 10 |
| 002580 | 002580-1 | 1/8-1/4 | 2 3/4 | 1 15/16 | 1 3/16 | #8 | No8 | 0.7 | |
| 002585 | 002585-1 | | | | | | | | |
| Racing Fine Line (Port) | | | | | | | | | |
| | | 3 - 6 | 70 | 49 | 21 | M4 | 4.2 | 19 | 10 |
| 002590 | 002590-1 | 1/8-1/4 | 2 3/4 | 1 15/16 | 1 3/16 | #8 | No8 | 0.7 | |
| 002595 | 002595-1 | | | | | | | | |



| Sea-Dog Part # | | mm Ø inch Ø | mm inch | | | mm Ø inch Ø | mm Ø Gauge | Gms Ozs | Standard pack |
|---------------------------------|----------|----------------|---------|---------|-----|----------------|---------------|------------|------------------|
| Bulk | Display | | A | B | C | | | | |
| Auto-Release Cleat | | | | | | | | | |
| Auto-Release Racing Mini | | | | | | | | | |
| | | 4 - 6 | 68 | 36 | 24 | 4 | 4.2 | 31 | 10 |
| 002570 | 002570-1 | 3/16-1/4 | 2 5/8 | 1 13/32 | 7/8 | 5/32 | No8 | 1.1 | |

The cleat flips up to release the rope when a set load is exceeded. The CL257 is easily re-set or adjusted for different release loads, even out on the water.

Roller Cleats

| | Sea-Dog Part # | | mm Ø inch Ø | A B C | | | mm inch | mm Ø inch Ø | mm Ø Gauge | Gms Ozs | Standard pack |
|--|----------------|----------|----------------|-------|-------|---------|------------|----------------|---------------|------------|------------------|
| | Bulk | Display | | A | B | C | | | | | |
| Racing Junior Mk1 with Roller | | | | | | | | | | | |
| CL230 | 002300 | 002300-1 | 3 - 6 | 82 | 66 | 18 | M5 | 4.8 | 35 | | |
| CL230AN (Aluminum) | 002305 | 002305-1 | 1/8-1/4 | 3 1/4 | 2 5/8 | 1 1/16 | #10 | No10 | 1.2 | 10 | |
| Roller Fairlead Mk1 Racing Junior | | | | | | | | | | | |
| CL236 | 002360 | 002360-1 | 3 - 6 | 82 | 66 | 18 | M5 | 4.8 | 40 | | |
| CL236AN (Aluminum) | 002365 | 002365-1 | 1/8-1/4 | 3 1/4 | 2 5/8 | 1 1/16 | #10 | No10 | 1.4 | 10 | |
| Trapeze and Vang Cleat | | | | | | | | | | | |
| CL253 | 002530 | 002530-1 | 4 - 8 | 89 | 70 | 18 | - | - | 46 | | |
| CL253AN (Aluminum) | 002535 | 002535-1 | 5/32-5/16 | 3 1/2 | 2 3/4 | 1 1/16 | - | - | 1.6 | 10 | |
| Handle for CL253 Trapeze Cleat | | | | | | | | | | | |
| CL834 (Polypropylene) | 008340 | 008340-1 | - | - | - | 50 | - | - | 6.5 | | |
| | | | | | | 1 31/32 | - | - | 0.23 | 10 | |
| Eye for CL230 & CL253 | | | | | | | | | | | |
| PT230SSE (Stainless steel) | 002309 | 002309-1 | - | - | 6 | 12 | - | - | 3.3 | | |
| | | | | | 1/4 | 1/2 | - | - | 0.12 | 10 | |

The CL253/CL253AN are designed for trapeze adjustment and vang tensioning.

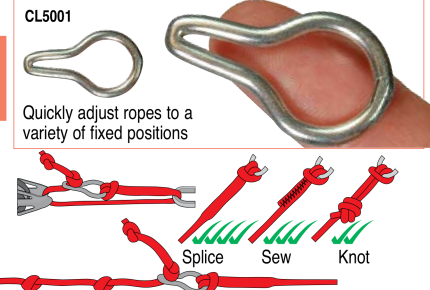


The CL230/CL230AN are ideal for through-deck or mast applications.

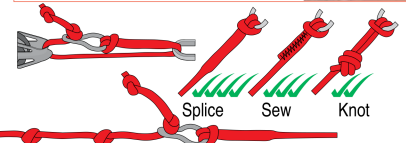


Q-Lok

| | Sea-Dog Part # | | mm Ø inch Ø | A B C | | | mm inch | mm Ø inch Ø | mm Ø Gauge | Gms Ozs | Standard pack |
|--------------------------|----------------|----------|----------------|--------|---|-----|------------|----------------|---------------|------------|------------------|
| | Bulk | Display | | A | B | C | | | | | |
| Q-Lok | | | | | | | | | | | |
| CL5001 (Stainless steel) | 005000 | 005000-1 | 3 - 4 | 33 | - | 20 | - | - | 5 | 0.2 | 10 |
| | | | 1/8-5/32 | 1 5/16 | - | 3/4 | - | - | | | |

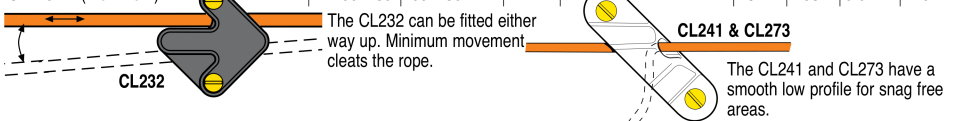


Quickly adjust ropes to a variety of fixed positions



Cub & Sail Line Cleats

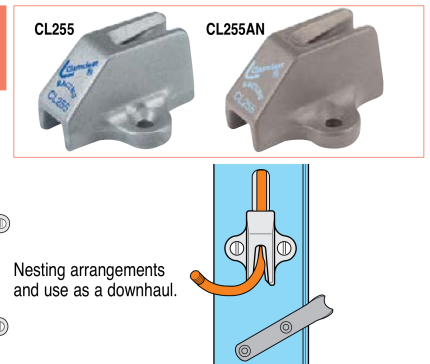
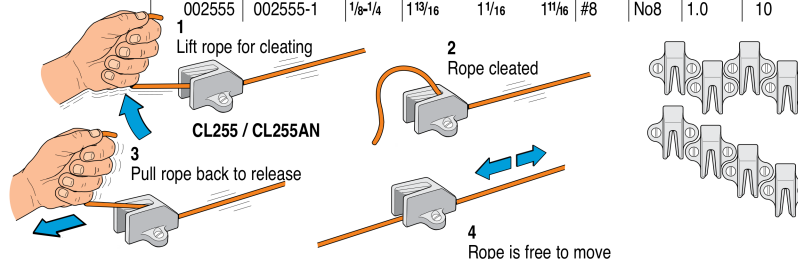
| | Sea-Dog Part # | | mm Ø inch Ø | A B C | | | mm inch | mm Ø inch Ø | mm Ø Gauge | Gms Ozs | Standard pack |
|---|----------------|----------|----------------|---------|---------|---------|------------|----------------|---------------|------------|------------------|
| | Bulk | Display | | A | B | C | | | | | |
| Cub Cleat | | | | | | | | | | | |
| CL232 | 002320 | 002320-1 | 3 - 6 | 46 | 35 | 46 | M4 | 4.2 | 13 | | |
| CL232W (Nylon) | 002320W | - | 1/8-1/4 | 1 13/16 | 1 3/8 | 1 13/16 | #8 | No8 | 0.5 | 10 | |
| Racing Sail Line Cleat (Port) | | | | | | | | | | | |
| CL241+ PR | 002410 | 002410-1 | 3 - 6 | 70 | 49 | 21 | M4 | 4.2 | 16 | | |
| CL241AN (Aluminum) | 002415 | 002415-1 | 1/8-1/4 | 2 3/4 | 1 15/16 | 1 3/16 | #8 | No8 | 0.6 | 10 | |
| Racing Sail Line Cleat (Starboard) | | | | | | | | | | | |
| CL273 | 002730 | 002730-1 | 3 - 6 | 70 | 49 | 21 | M4 | 4.2 | 16 | | |
| CL273AN (Aluminum) | 002735 | 002735-1 | 1/8-1/4 | 2 3/4 | 1 15/16 | 1 3/16 | #8 | No8 | 0.6 | 10 | |



The AN suffix indicates an extra superior Hard Anodized finish.

Omega Cleat

| | Sea-Dog Part # | | mm Ø inch Ø | A B C | | | mm inch | mm Ø inch Ø | mm Ø Gauge | Gms Ozs | Standard pack |
|--------------------|----------------|----------|----------------|---------|--------|---------|------------|----------------|---------------|------------|------------------|
| | Bulk | Display | | A | B | C | | | | | |
| Omega Cleat | | | | | | | | | | | |
| CL255 | 002550 | 002550-1 | 3 - 6 | 46 | 27 | 43 | M4 | 4.2 | 28 | | |
| CL255AN (Aluminum) | 002555 | 002555-1 | 1/8-1/4 | 1 13/16 | 1 1/16 | 1 11/16 | #8 | No8 | 1.0 | 10 | |

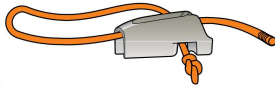


Nesting arrangements and use as a downhaul.



Cleats with integral fairleads for ropes to 5/32"

| Sea-Dog Part # | | mm Ø inch Ø | A | B | mm inch | mm Ø inch Ø | mm Ø Gauge | Gms Ozs | Standard pack |
|---|---------|----------------|-------|-------|------------|----------------|---------------|------------|------------------|
| Bulk | Display | | | | | | | | |
| Micros | | | | | | | | | |
| CL263 | 002630 | 1 - 4 | 44 | 24 | 13 | M3 | 3.0 | 4.8 | |
| CL263W (Nylon) | 002633 | 3/64-5/32 | 1 3/4 | 15/16 | 1/2 | #4 | No4 | 0.2 | 10 |
| Racing Micros | | | | | | | | | |
| CL268 | 002680 | 1 - 4 | 44 | 24 | 13 | M3 | 3.0 | 13 | |
| CL268AN (Aluminum) | 002685 | 3/64-5/32 | 1 3/4 | 15/16 | 1/2 | #4 | No4 | 0.5 | 10 |
| Racing Micros with Becket | | | | | | | | | |
| CL270 | 002700 | 1 - 4 | 44 | 24 | 13 | M3 | 3.0 | 14 | |
| CL270AN (Aluminum) | 002705 | 3/64-5/32 | 1 3/4 | 15/16 | 1/2 | #4 | No4 | 0.5 | 10 |
| Racing Micros Side entry (Starboard) with Becket | | | | | | | | | |
| CL277 | 002770 | 1 - 4 | 44 | 24 | 14 | M3 | 3.0 | 12 | |
| CL277AN (Aluminum) | 002775 | 3/64-5/32 | 1 3/4 | 15/16 | 9/16 | #4 | No4 | 0.4 | 10 |
| Racing Micros Side entry (Port) with Becket | | | | | | | | | |
| CL278 | 002780 | 1 - 4 | 44 | 24 | 14 | M3 | 3.0 | 12 | |
| CL278AN (Aluminum) | 002785 | 3/64-5/32 | 1 3/4 | 15/16 | 9/16 | #4 | No4 | 0.4 | 10 |
| Tapered Pad for all Micros cleats | | | | | | | | | |
| CL823 (Polypropylene) | 008230 | - | 47 | - | 19 | - | - | 4 | 0.15 |



Rigging for CL270, CL270AN, CL277, CL277AN, CL278 and CL278AN.

Riveting the CL211 Mk2 or CL263. Rivet gun spacers are available free of charge. Special long mandrel alloy rivets are also available for CL211 Mk2.



The AN suffix indicates an extra superior Hard Anodized finish.


Cleats with integral fairleads for ropes to 1/4"

| Sea-Dog Part # | | mm Ø inch Ø | A | B | mm inch | mm Ø inch Ø | mm Ø Gauge | Gms Ozs | Standard pack |
|--------------------------------------|---------|----------------|-------|--------|------------|----------------|---------------|------------|------------------|
| Bulk | Display | | | | | | | | |
| Racing Junior Mk2 | | | | | | | | | |
| CL211Mk2 | 002112 | 3 - 6 | 55 | 27 | 16 | M4 | 4.2 | 23 | |
| CL211Mk2 AN (Aluminum) | 002116 | 1/8-1/4 | 2 1/8 | 1 1/16 | 5/8 | #8 | No8 | 0.8 | 10 |
| Racing Junior Mk2 with Becket | | | | | | | | | |
| CL211Mk2/S2 | 002117 | 3 - 6 | 55 | 27 | 16 | M4 | 4.2 | 23 | |
| CL211Mk2AN/S2 (Aluminum) | 002118 | 1/8-1/4 | 2 1/8 | 1 1/16 | 5/8 | #8 | No8 | 0.8 | 10 |
| Mk2 Nylon Junior | | | | | | | | | |
| CL272 | 002720 | 3 - 6 | 55 | 27 | 16 | M4 | 4.2 | 10 | |
| CL272W | 002723 | 1/8-1/4 | 2 1/8 | 1 1/16 | 5/8 | #8 | No8 | 0.35 | 10 |

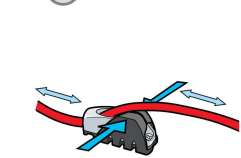
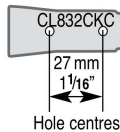
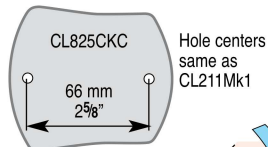
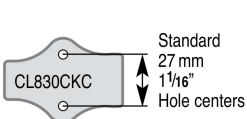


CKC Cleats & Accessories CL815, CL817 & CL819

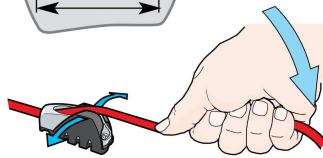
| Sea-Dog Part # | | mm Ø inch Ø | mm Ø inch Ø | mm Ø Gauge | Gms Ozs | Standard pack |
|--|---------|----------------|----------------|---------------|------------|------------------|
| Bulk | Display | | | | | |
| Keeper for 002112, 002116 & 002117 | | | | | | |
| CL815 (Acetal) | 008150 | 4 5/32 | M4 #8 | 4.2 No8 | 9 0.3 | 10 |
| Cage for 002112 & 002116 requires CL815 | | | | | | |
| CL817 (Nylon & Stainless steel) | 008170 | - | - | - | 23 0.8 | 10 |
| Tapered Pad for 002112, 002116, 002117, 002172 & 002182 | | | | | | |
| CL819 (Polypropylene) | 008190 | 4 5/32 | M4 #8 | 4.2 No8 | 8 0.3 | 10 |
| CKC Cleat CL211Mk2 X 2 | | | | | | |
| CL825CKC | 008250 | 5 3/16 | M5 #10 | 4.8 No10 | 150 5.3 | 10 |
| CL825CKCAN | 008255 | | | | | |
| CKC Cleat CL211Mk2 | | | | | | |
| CL830CKC | 008300 | 4 5/32 | M4 #8 | 4.2 No8 | 62 2.2 | 10 |
| CL830CKCAN | 008305 | | | | | |
| CKC Cleat CL211Mk2 | | | | | | |
| CL832CKC | 008320 | 4 5/32 | M4 #8 | 4.2 No8 | 51 1.8 | 10 |
| CL832CKCAN | 008325 | | | | | |



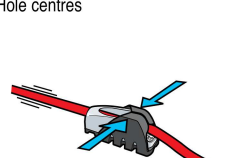
Cages CL816 and CL817 with wear resistant stainless steel allow easy cleating at extreme angles.



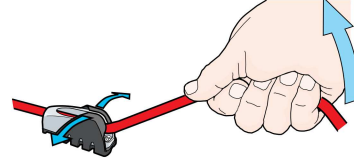
Rope runs free
Keeper is closed to stop rope going into cleat teeth.



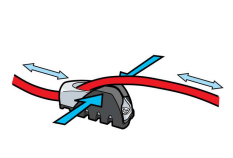
Pull rope back and down to cleat
Keeper opens to allow rope into teeth.



Rope gripped
Keeper holds rope in cleat.



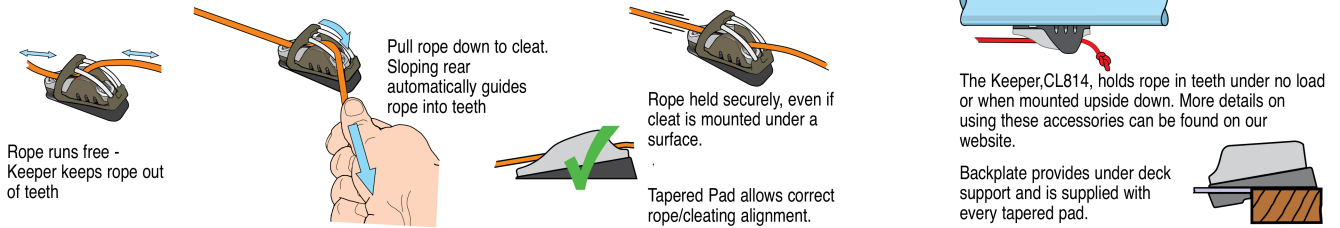
Lift up to release
Keeper opens to allow rope out of teeth.



Rope runs free again.

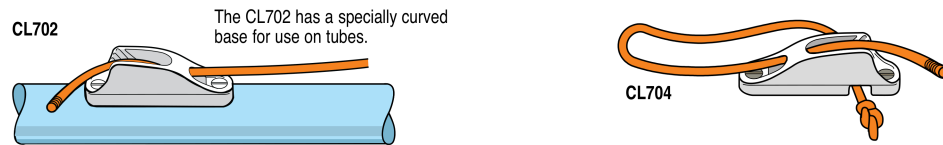
Accessories CL814, CL816 & CL818

| | Sea-Dog Part # | | mm Ø inch Ø | mm Ø inch Ø | mm Ø Gauge | Gms Ozs | Standard pack |
|--|----------------|----------|----------------|----------------|---------------|------------|------------------|
| | Bulk | Display | | | | | |
| Keeper for 002030, 002111, 002115, 002171, 002181, 002360 & 002365 CL814 (Acetal) | 008140 | 008140-1 | 4.8 3/16 | M5 #10 | 4.8 No10 | 11 0.4 | 10 |
| Cage for 002030, 002111, 002115, 002360 & 002365 requires CL814 CL816 (Nylon & Stainless steel) | 008160 | 008160-1 | – | – | – | 30 1.1 | 10 |
| Tapered Pad for 002030, 002111, 002115, 002171, 002181, 002360, 002365, 007040 & 007045 CL818 (Polypropylene) | 008180 | 008180-1 | 4.8 3/16 | M5 #10 | 4.8 No10 | 14 0.5 | 10 |
| CK Cleat CL211Mk1+CL814+CL816 CL833CKC | 008330 | 008330-1 | 4.8 3/16 | M5 #10 | 4.8 No10 | 76 | 10 |
| CL833CKCAN | 008335 | 008335-1 | | | | 2.7 | |




Cleats with integral fairleads for ropes to 1/4"

| | Sea-Dog Part # | | mm Ø inch Ø | mm inch | | | mm Ø inch Ø | mm Ø Gauge | Gms Ozs | Standard pack |
|---|-------------------|----------------------|------------------|-------------|-------------|--------------|----------------|---------------|------------|------------------|
| | Bulk | Display | | A | B | C | | | | |
| Junior CL203 (Nylon) CL203W (Nylon) | 002030 002030W | 002030-1 | 3 - 6 1/8-1/4 | 82 3 1/4 | 66 2 5/8 | 18 1 1/16 | M4 #8 | 4.2 No8 | 17 0.6 | 10 |
| Racing Junior Mk1 CL211Mk1 CL211Mk1AN (Aluminum) | 002111 002115 | 002111-1 002115-1 | 3 - 6 1/8-1/4 | 82 3 1/4 | 66 2 5/8 | 18 1 1/16 | M5 #10 | 4.8 No10 | 34 1.2 | 10 |
| Boom Cleat CL702 CL702AN (Aluminum) | 007020 007025 | 007020-1 007025-1 | 3 - 6 1/8-1/4 | 82 3 1/4 | 66 2 5/8 | 18 1 1/16 | M5 #10 | 4.8 No10 | 36 1.3 | 10 |
| Racing Junior with Becket CL704 CL704AN (Aluminum) | 007040 007045 | 007040-1 007045-1 | 3 - 6 1/8-1/4 | 82 3 1/4 | 66 2 5/8 | 18 1 1/16 | M5 #10 | 4.8 No10 | 34 1.2 | 10 |




Side entry Cleats Mk1 for ropes to 1/4"

| | Sea-Dog Part # | | mm Ø inch Ø | mm inch | | | mm Ø inch Ø | mm Ø Gauge | Gms Ozs | Standard pack |
|--|------------------|----------------------|------------------|-------------|-------------|--------------|----------------|---------------|------------|------------------|
| | Bulk | Display | | A | B | C | | | | |
| Side entry (Starboard) CL217Mk1 CL217Mk1AN (Aluminum) | 002171 002175 | 002171-1 002175-1 | 3 - 6 1/8-1/4 | 82 3 1/4 | 66 2 5/8 | 18 1 1/16 | M5 #10 | 4.8 No10 | 32 1.2 | 10 |
| Side entry (Port) CL218Mk1 CL218Mk1AN (Aluminum) | 002181 002185 | 002181-1 002185-1 | 3 - 6 1/8-1/4 | 82 3 1/4 | 66 2 5/8 | 18 1 1/16 | M5 #10 | 4.8 No10 | 32 1.2 | 10 |



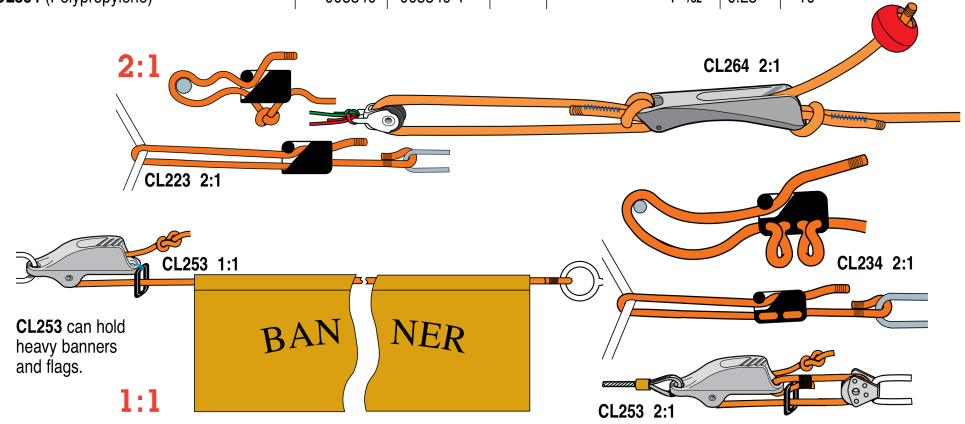
Side entry Cleats Mk2 for ropes to 1/4"

| | Sea-Dog Part # | | mm Ø inch Ø | mm inch | | | mm Ø inch Ø | mm Ø Gauge | Gms Ozs | Standard pack |
|--|------------------|----------------------|------------------|-------------|--------------|--------------|----------------|---------------|------------|------------------|
| | Bulk | Display | | A | B | C | | | | |
| Side entry (Starboard) CL217Mk2 CL217Mk2AN (Aluminum) | 002172 002176 | 002172-1 002176-1 | 3 - 6 1/8-1/4 | 55 2 1/8 | 27 1 1/16 | 17 1 1/16 | M4 #8 | 4.2 No8 | 24 0.8 | 10 |
| Side entry (Port) CL218Mk2 CL218Mk2AN (Aluminum) | 002182 002186 | 002182-1 002186-1 | 3 - 6 1/8-1/4 | 55 2 1/8 | 27 1 1/16 | 17 1 1/16 | M4 #8 | 4.2 No8 | 24 0.8 | 10 |

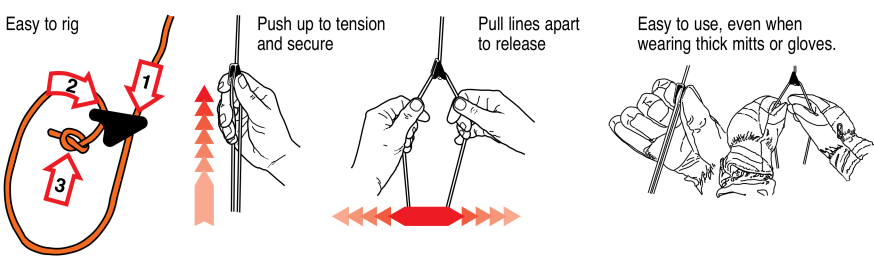




| Cleats for Rigging on a Rope | Sea-Dog Part # | | mm Ø inch Ø | mm inch | | | Gms Ozs | Standard pack |
|---------------------------------------|----------------|----------|----------------|---------|---------|---------|------------|---------------|
| | Bulk | Display | | A | B | C | | |
| Loop Cleat | | | | | | | | |
| CL223 | 002230 | 002230-1 | 3 - 6 | 53 | — | 18 | 18 | |
| CL223W (Nylon) | 002230W | 327223-1 | 1/8-1/4 | 2 1/16 | — | 1 1/16 | 0.7 | 10 |
| Racing JuniorMk1 with Roller | | | | | | | | |
| CL230 | 002300 | 002300-1 | 3 - 6 | 82 | 66 | 18 | 35 | |
| CL230AN (Aluminum) | 002305 | 002305-1 | 1/8-1/4 | 3 1/4 | 2 5/8 | 1 1/16 | 1.2 | 10 |
| Fender/Large Loop Cleat | | | | | | | | |
| CL234 | 002340 | 002340-1 | 6 - 11 | 78 | — | 24 | 45 | |
| CL234W (Nylon) | 002340W | 327234-1 | 1/4-7/16 | 3 1/16 | — | 1 5/16 | 1.6 | 10 |
| Trapeze and Vang Cleat | | | | | | | | |
| CL253 | 002530 | 002530-1 | 4 - 8 | 90 | 72 | 18 | 46 | |
| CL253AN (Aluminum) | 002535 | 002535-1 | 5/32-5/16 | 3 9/16 | 2 13/16 | 1 1/16 | 1.6 | 10 |
| Cobra Cleat | | | | | | | | |
| CL264 | 002640 | 002640-1 | 4 - 6 | 117 | — | 23 | 47 | |
| CL264AN (Aluminum) | 002645 | 002645-1 | 5/32-1/4 | 4 5/8 | — | 2 9/32 | 1.7 | 1 |
| Jiffy Tie | | | | | | | | |
| CL806 (Polypropylene) | 008060 | — | 4 | 42 | — | 21 | 4 | n/a |
| | | | 5/32 | 1 3/4 | — | 7/8 | 0.1 | |
| Handle for CL253 Trapeze Cleat | | | | | | | | |
| CL834 (Polypropylene) | 008340 | 008340-1 | — | — | — | 50 | 6.5 | 0.23 |
| | | | | | | 1 31/32 | 0.23 | 10 |


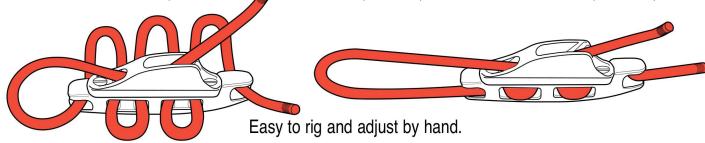


| Line-Lok® Cleats for Rigging on a Rope | Sea-Dog Part # | | mm Ø inch Ø | mm inch | | | Gms Ozs | Standard pack |
|--|----------------|----------|----------------|---------|---|--------|------------|---------------|
| | Bulk | Display | | A | B | C | | |
| Line-Lok® | | | | | | | | |
| CL260 | 002600 | 002600-1 | 2 - 5 | 31 | — | 10 | 2.2 | |
| CL260W (Nylon) | 002603 | 002603-1 | 1/16-3/16 | 1 1/4 | — | 3/8 | 0.08 | 10 |
| Mini Line-Lok® | | | | | | | | |
| CL266 | 002660 | 002660-1 | 1 - 3 | 21.3 | — | 7 | 0.74 | |
| CL266W (Nylon) | 002663 | 002663-1 | 3/64-1/8 | 27/32 | — | 5/32 | 0.03 | 10 |
| Large Line-Lok® | | | | | | | | |
| CL271 | 002710 | 002710-1 | 4 - 8 | 67 | — | 23 | 28 | |
| CL271W (Nylon) | 002713 | 002713-1 | 5/32-5/16 | 2 5/8 | — | 7/8 | 0.98 | 10 |
| Medium Line-Lok® | | | | | | | | |
| CL276 | 002760 | 002760-1 | 3 - 6 | 47 | — | 17 | 9.6 | |
| CL276W (Nylon) | 002763 | 002763-1 | 1/8-1/4 | 1 7/8 | — | 1 1/16 | 0.34 | 10 |

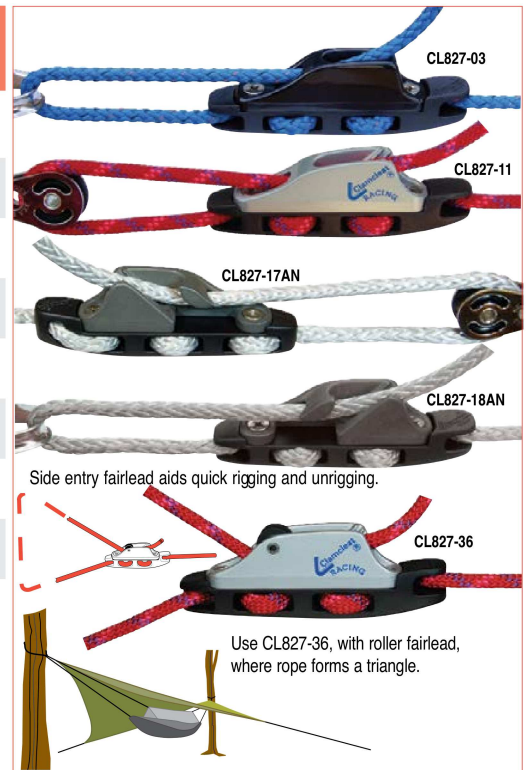
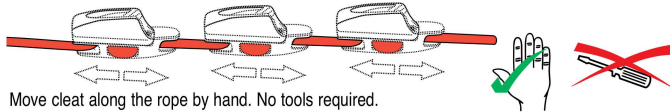


- These Line Tensioners lock lines securely and are easy to release.
- Grips the line to resist being shaken loose - even in extreme conditions.
 - Out performs all existing plastic guy runners.
 - See www.linelok.com

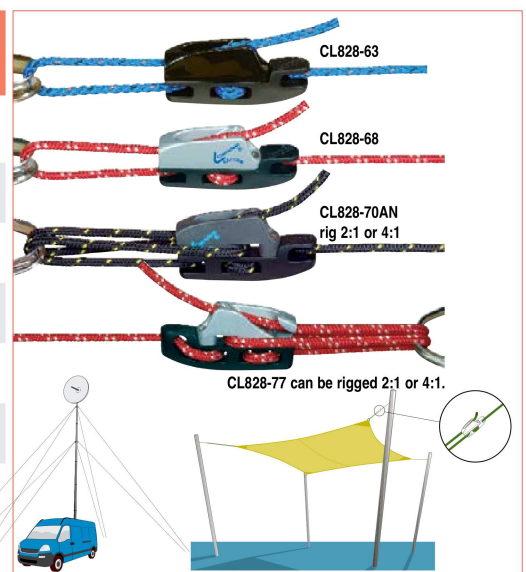
| Aero Cleats CL826 | | Sea-Dog Part # | | mm Ø inch Ø | mm inch | | | Gms Ozs | Standard pack |
|--|---------|----------------|----------|-------------------|------------|---|-----------|------------|------------------|
| Bulk | Display | A | B | | C | | | | |
| Aero base + CL211Mk2 Racing Junior CL826-11 (Nylon & Aluminum) | | | | | | | | | |
| | | 008261 | 008261-1 | 4 - 6 5/32-1/4 | 73 27/8 | - | 16 5/8 | 35 1.2 | 10 |
| Aero base + CL211Mk2AN Hard Anodized Racing Junior CL826-11AN (Nylon & Aluminum) | | | | | | | | | |
| | | 008265 | 008265-1 | 4 - 6 5/32-1/4 | 73 27/8 | - | 16 5/8 | 35 1.2 | 10 |
| Aero base + CL272Mk2 Nylon Junior CL826-72 (Nylon) | | | | | | | | | |
| | | 008263 | 008263-1 | 4 - 6 5/32-1/4 | 73 27/8 | - | 16 5/8 | 23 0.8 | 10 |



| Aero Cleats CL827 | | Sea-Dog Part # | | mm Ø inch Ø | mm inch | | | Gms Ozs | Standard pack |
|--|---------|----------------|----------|-------------------|-------------|---|-----------|------------|------------------|
| Bulk | Display | A | B | | C | | | | |
| Aero base + CL203 Nylon Junior CL827-03 (Nylon) | | | | | | | | | |
| | | 008277 | - | 4 - 6 5/32-1/4 | 112 43/8 | - | 19 3/4 | 43 1.5 | 10 |
| Aero base + CL211Mk1 Racing Junior CL827-11 (Nylon & Aluminum) | | | | | | | | | |
| | | 008271 | - | 4 - 6 5/32-1/4 | 112 43/8 | - | 19 3/4 | 62 2.2 | 10 |
| Aero base + CL211Mk1 Hard Anodized Racing Junior CL827-11AN (Nylon & Aluminum) | | | | | | | | | |
| | | 008272 | 008272-1 | 4 - 6 5/32-1/4 | 112 43/8 | - | 19 3/4 | 62 2.2 | 10 |
| Aero base + CL217Mk1 Side entry Racing Junior (Starboard) CL827-17 (Nylon & Aluminum) | | | | | | | | | |
| | | 008273 | - | 4 - 6 5/32-1/4 | 112 43/8 | - | 19 3/4 | 59 2.1 | 10 |
| Aero base + CL217 Mk1 Hard Anodized Side entry Racing Junior (Starboard) CL827-17AN (Nylon & Aluminum) | | | | | | | | | |
| | | 008274 | - | 4 - 6 5/32-1/4 | 112 43/8 | - | 19 3/4 | 59 2.1 | 10 |
| Aero base + CL218Mk1 Side entry Racing Junior (Port) CL827-18 (Nylon & Aluminum) | | | | | | | | | |
| | | 008275 | - | 4 - 6 5/32-1/4 | 112 43/8 | - | 19 3/4 | 59 2.1 | 10 |
| Aero base + CL218 Mk1 Hard Anodized Side entry Racing Junior (Port) CL827-18AN (Nylon & Aluminum) | | | | | | | | | |
| | | 008276 | - | 4 - 6 5/32-1/4 | 112 43/8 | - | 19 3/4 | 59 2.1 | 10 |
| Aero base + CL236 Roller Fairlead Racing Junior CL827-36 (Nylon & Aluminum) | | | | | | | | | |
| | | 008278 | - | 4 - 6 5/32-1/4 | 112 43/8 | - | 19 3/4 | 69 2.4 | 10 |
| Aero base + CL236 Hard Anodized Roller Fairlead Racing Junior CL827-36AN (Nylon & Aluminum) | | | | | | | | | |
| | | 008279 | - | 4 - 6 5/32-1/4 | 112 43/8 | - | 19 3/4 | 69 2.4 | 10 |



| Aero Cleats CL828 | | Sea-Dog Part # | | mm Ø inch Ø | mm inch | | | Gms Ozs | Standard pack |
|---|---------|----------------|----------|-------------------|------------|---|-----------|------------|------------------|
| Bulk | Display | A | B | | C | | | | |
| Aero base + CL263 Nylon Micros CL828-63 (Nylon) | | | | | | | | | |
| | | 008287 | - | 3 - 4 1/8-5/32 | 60 23/8 | - | 13 1/2 | 15 0.5 | 10 |
| Aero base + CL268 Racing Micros CL828-68 (Nylon & Aluminum) | | | | | | | | | |
| | | 008281 | 008281-1 | 3 - 4 1/8-5/32 | 60 23/8 | - | 13 1/2 | 21 0.75 | 10 |
| Aero base + CL268 Hard Anodized Racing Micros CL828-68AN (Nylon & Aluminum) | | | | | | | | | |
| | | 008282 | 008282-1 | 3 - 4 1/8-5/32 | 60 23/8 | - | 13 1/2 | 21 0.75 | 10 |
| Aero base + CL270 Racing Micros with Becket CL828-70 (Nylon & Aluminum) | | | | | | | | | |
| | | 008288 | - | 3 - 4 1/8-5/32 | 60 23/8 | - | 13 1/2 | 24 0.85 | 10 |
| Aero base + CL270 Hard Anodized Racing Micros with Becket CL828-70AN (Nylon & Aluminum) | | | | | | | | | |
| | | 008289 | - | 3 - 4 1/8-5/32 | 60 23/8 | - | 13 1/2 | 24 0.85 | 10 |
| Aero base + CL277 Side entry Racing Micros (Starboard) CL828-77 (Nylon & Aluminum) | | | | | | | | | |
| | | 008283 | - | 3 - 4 1/8-5/32 | 60 23/8 | - | 13 1/2 | 23 0.8 | 10 |
| Aero base + CL77 Hard Anodized Side entry Racing Micros (Starboard) CL828-77AN (Nylon & Aluminum) | | | | | | | | | |
| | | 008284 | - | 3 - 4 1/8-5/32 | 60 23/8 | - | 13 1/2 | 23 0.8 | 10 |



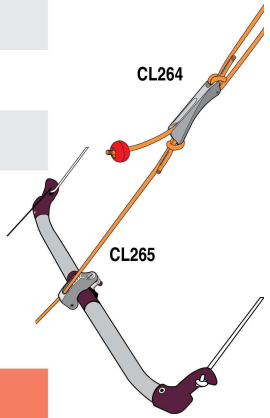


| Sea-Dog Part # | | mm Ø inch Ø | mm inch | | | Gms Ozs | Standard pack | | |
|-------------------------------|--------------------------------|----------------|----------|--------------------|----------------|---------------|------------------|-----------|---|
| Bulk | Display | | A | B | C | | | | |
| Kitesurfing Cleats | | | | | | | | | |
| Racing Junior Mk2 | | | | | | | | | |
| | CL211Mk2AN (Aluminum) | 002116 | 002116-1 | 3 - 6 1/8-1/4 | 55 2 1/8 | 27 1 1/16 | 17 5/8 | 23 0.8 | 1 |
| Trapeze and Vang Cleat | | | | | | | | | |
| | CL253 (Aluminum) | 002530 | 002530-1 | 4 - 8 5/32-9/16 | 89 3 1/2 | 72 2 13/16 | 18 11/16 | 46 1.6 | 1 |
| Cobra Cleat | | | | | | | | | |
| | CL264 (Aluminum) | 002640 | 002640-1 | 4 - 6 3/16-1/4 | 120 4 23/32 | - | 23 29/32 | 47 1.7 | 1 |
| Bar Cleat | | | | | | | | | |
| | CL265 (Aluminum + S/Steel) | 002650 | 002650-1 | 4 - 8 5/32-5/16 | 63 2 1/2 | - | 18 1 1/16 | 60 2.1 | 1 |
| | CL265AN (Aluminum + S/Steel) | 002655 | 002655-1 | 4 - 8 5/32-5/16 | 63 2 1/2 | - | 18 1 1/16 | 60 2.1 | 1 |
| | Aero base + CL211Mk2AN | | | | | | | | |
| | Racing Junior | | | | | | | | |
| | CL829-11AN (Nylon & Aluminium) | 008295 | - | 4 - 6 5/32-1/4 | 78 3 1/16 | - | 16 5/8 | 46 1.6 | 1 |

The AN suffix indicates an extra superior Hard Anodized finish.

The ultimate kite surfing rig for complete control, uses the CL265 Bar cleat and the in-line CL264 Cobra cleat.

Bar diameter 1"-1 1/16" Ø (25 - 31 mm)



| Sea-Dog Part # | | mm Ø inch Ø | mm inch | | | Gms Ozs | Standard pack | | |
|--------------------------|------------------|----------------|----------|------------------|---------------|------------|------------------|-----------|----|
| Bulk | Display | | A | B | C | | | | |
| Power Grip Cleats | | | | | | | | | |
| Tug Cleat | | | | | | | | | |
| | CL249 (Aluminum) | 002490 | 002490-1 | 3 - 6 1/8-1/4 | 92 3 3/16 | - | 17 1 1/16 | 52 1.9 | 10 |
| Power Grip 1 | | | | | | | | | |
| | CL261 (Aluminum) | 002610 | 002610-1 | 3 - 6 1/8-1/4 | 95 3 3/4 | - | 17 1 1/16 | 52 1.9 | 10 |
| Power Grip 2 | | | | | | | | | |
| | CL262 (Aluminum) | 002620 | 002620-1 | 3 - 6 1/8-1/4 | 189 7 7/16 | - | 17 1 1/16 | 70 2.5 | 10 |

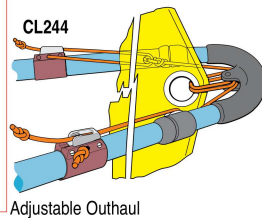
The CL249 is used for tensioning traditional African drums.

The CL261 Power Grip 1 for single handed use, allows you to pull twice the load.

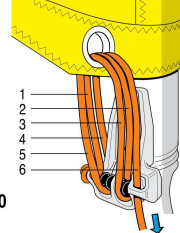
Use the CL262 Power Grip 2 where even more pulling power and control is required. It is light, strong and easy to carry in your pocket.



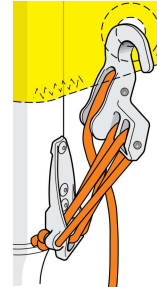
| Sea-Dog Part # | | mm Ø inch Ø | mm inch | | | mm Ø inch Ø | Gms Ozs | Standard pack | | |
|---------------------------------------|--------------------------|----------------|----------|--------------------|--------------|------------------------|--------------|------------------|-----------|---|
| Bulk | Display | | A | B | C | | | | | |
| Windsurfing Cleats | | | | | | | | | | |
| Compact Twin Sheave Cleat | | | | | | | | | | |
| | CL247 (Aluminum) | 002470 | 002470-1 | 3 - 6 1/8-1/4 | 53 2 1/16 | 31 1 1/4 | 40 19/16 | M5 #10 | 40 1.4 | 5 |
| Cleat with Hook and 3 Sheaves | | | | | | | | | | |
| | CL248 (Aluminum) | 002480 | 002480-1 | 3 - 5 1/8-9/16 | 69 2 3/4 | - | 40 1 9/16 | - | 52 1.8 | 5 |
| The Gap Closer | | | | | | | | | | |
| | CL250 (Aluminum) | 002500 | 002500-1 | 3 - 5 1/8-9/16 | 84 3 1/4 | 11+29 7 1/16+1 1/8 | 48 1 7/8 | M5 #10 | 43 1.6 | 5 |
| Trapeze and Vang Cleat | | | | | | | | | | |
| | CL253 (Aluminum) | 002530 | 002530-1 | 4 - 8 5/32-9/16 | 89 3 1/2 | 72 2 13/16 | 18 1 1/16 | - | 46 1.6 | 5 |
| Rivet-on Fitting for 6:1 Ratio | | | | | | | | | | |
| | CL708 (Aluminum) | 007080 | 007080-1 | 3 - 5 1/8-9/16 | 83 3 1/4 | 11+29 7 1/16+1 7/16 | 37 1 7/16 | M5 #10 | 32 1.1 | 5 |
| Boom Cleat and Clamp | | | | | | | | | | |
| | CL244 (Aluminum + Nylon) | - | 002440-1 | 3 - 6 1/8-1/4 | 58 2 1/4 | - | - | - | 32 1.1 | 5 |



Adjustable Outhaul

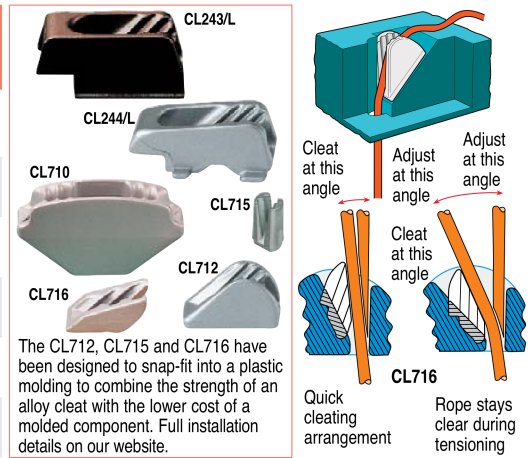


CL250 6:1

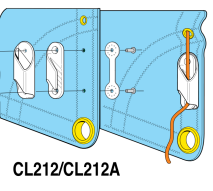
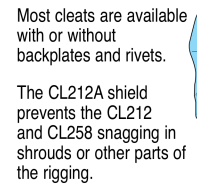
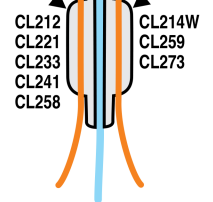
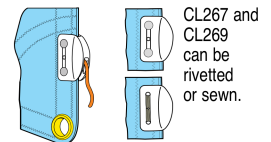
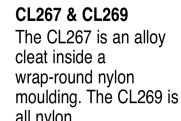
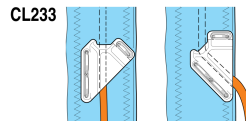
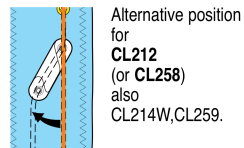


CL248 + CL708 6:1

| Insert Cleats | Sea-Dog Part # | | mm Ø inch Ø | mm inch | | | Gms Ozs | Standard pack |
|--|----------------|---------|-------------------|--------------|---|------------|------------|------------------|
| | Bulk | Display | | A | B | C | | |
| Nylon Insert Cleat with Fairlead CL243/L | 002430 | - | 3 - 6 1/8-1/4 | 42 121/32 | - | 22 7/8 | 10 0.4 | n/a |
| Aluminum Insert Cleat with Fairlead CL244/L | 002440 | - | 3 - 5 1/8-3/16 | 42 121/32 | - | 22 7/8 | 18 0.6 | n/a |
| Twin Insert Cleat CL710 (Aluminum) | 007100 | - | 3 - 6 1/8-1/4 | 48 17/8 | - | 13 1/2 | 18 0.6 | n/a |
| Small Insert Cleat CL712 (Aluminum) | 007120 | - | 3 - 5 1/8-3/16 | 28 11/8 | - | 11 7/16 | 7 0.2 | n/a |
| Insert Cleat CL715 (Aluminum) | 007150 | - | 3 - 5 1/8-3/16 | 9 3/8 | - | 12 7/16 | 3 0.1 | n/a |
| Very Small Insert Cleat CL716 (Aluminum) | 007160 | - | 3 - 4 1/8-3/32 | 24 15/16 | - | 11 7/16 | 4 0.11 | n/a |



| Sail Cleats | Sea-Dog Part # | | mm Ø inch Ø | mm inch | | | mm Ø inch Ø | Gms Ozs | Standard pack |
|---|----------------|----------|--------------------|------------|-------------|-------------|----------------|------------|------------------|
| | Bulk | Display | | A | B | C | | | |
| Leech Line Cleat CL212 (Nylon) | 002120 | 002120-1 | 2 - 5 1/16-2/16 | 70 23/4 | 49 15/16 | 21 19/16 | 4 5/32 | 9 0.3 | 10 |
| Shield for CL212 CL212A (Nylon) | 002125 | - | - | 71 23/4 | 49 15/16 | 29 11/8 | 4 5/32 | 4 0.1 | 10 |
| Backplate for CL212 CL212BP (Nylon) | 002120P | - | - | 70 23/4 | 49 15/16 | 21 19/16 | - | 2 0.08 | 10 |
| Backplate Black for CL241AN, CL258AN, CL259AN & CL273AN CL212BP-B (Nylon) | 002120BP | - | - | 70 23/4 | 49 15/16 | 21 19/16 | - | 2 0.08 | 10 |
| Fine Line Cleat (Port) CL214W (Nylon) | 00214W | - | 2 - 5 1/16-2/16 | 70 23/4 | 49 15/16 | 21 19/16 | 4 5/32 | 9 0.3 | 10 |
| Dinghy Leech Line Cleat CL221 (Nylon) | 002210 | - | 0 - 3 0-1/8 | 43 13/4 | 33 13/16 | 17 11/16 | 3 1/8 | 4 0.1 | 10 |
| Sail Line Cleat CL233 (Nylon) | 002330 | - | 2 - 6 1/16-1/4 | 57 21/4 | - | 34 15/16 | - | 8 0.3 | 10 |
| Backplate CL233BP (Nylon) for CL233 | 002330BP | - | - | 57 21/4 | - | 34 15/16 | - | 2 0.08 | 10 |
| Racing Sail Line Cleat (Starboard) CL241 + PR | 002410 | - | 3 - 6 1/8-1/4 | 70 23/4 | 49 15/16 | 21 19/16 | 4 5/32 | 16 0.6 | 10 |
| Racing Fine Line (Starboard) CL258 | 002580 | - | 3 - 6 1/8-1/4 | 70 23/4 | 49 15/16 | 21 19/16 | 4 5/32 | 19 0.7 | 10 |
| CL258AN (Aluminum) | 002585 | - | 3 - 6 1/8-1/4 | 70 23/4 | 49 15/16 | 21 19/16 | 4 5/32 | 19 0.7 | 10 |
| Racing Fine Line (Port) CL259 | 002590 | - | 3 - 6 1/8-1/4 | 70 23/4 | 49 15/16 | 21 19/16 | 4 5/32 | 19 0.7 | 10 |
| CL259AN (Aluminum) | 002595 | - | 3 - 6 1/8-1/4 | 70 23/4 | 49 15/16 | 21 19/16 | 4 5/32 | 19 0.7 | 10 |
| Sail Edge Cleat CL267 (Nylon + Aluminum) | 002670 | 002670-1 | 2 - 4 1/16-5/32 | 50 2 | - | 37 17/16 | 4 5/32 | 12 0.42 | 10 |
| Sail Edge Cleat CL269 (Nylon) | 002690 | 002690-1 | 2 - 4 1/16-5/32 | 50 2 | - | 37 17/16 | 4 5/32 | 10 0.35 | 10 |
| Racing Sail Line Cleat (Port) CL273 | 002730 | 002730-1 | 3 - 6 1/8-1/4 | 70 23/4 | 49 15/16 | 21 19/16 | 4 5/32 | 16 0.6 | 10 |
| CL273AN (Aluminum) | 002735 | - | 3 - 6 1/8-1/4 | 70 23/4 | 49 15/16 | 21 19/16 | 4 5/32 | 16 0.6 | 10 |

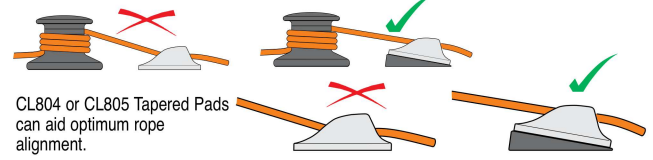


1 Cleats & Chocks



| Sea-Dog Part # | | mm Ø inch Ø | mm inch | | | mm Ø inch Ø | mm Ø Gauge | Gms Ozs | Standard pack | |
|--|---------|----------------|--------------------|---------------|-------------|----------------|---------------|-------------|------------------|----|
| Bulk | Display | | A | B | C | | | | | |
| Cleats for ropes to 5/32" | | | | | | | | | | |
| Midi CL209 (Nylon) | 002090 | 002090-1 | 4 - 8 5/32-5/16 | 73 27/8 | 55 2 1/8 | 19 3/4 | M5 #10 | 4.8 No10 | 20 0.7 | 10 |
| Side-fixing Midi CL215 (Nylon) | 002150 | 002150-1 | 4 - 8 5/32-5/16 | 41 1 5/8 | 27 1 1/8 | 43 1 11/16 | M5 #10 | 4.8 No10 | 14 0.5 | 10 |
| Midi with integral Fairlead CL231 (Nylon) | 002310 | 002310-1 | 4 - 8 5/32-5/16 | 88 3 7/16 | 54 2 1/8 | 22 7/8 | M5 #10 | 4.8 No10 | 30 1.1 | 10 |
| Racing Midi CL254 | 002540 | 002540-1 | 4 - 8 5/32-5/16 | 71 2 13/16 | 55 2 1/8 | 18 11/16 | M5 #10 | 4.8 No10 | 38 1.3 | 10 |
| CL254AN (Aluminum) | 002545 | 002545-1 | 4 - 8 5/32-5/16 | 71 2 13/16 | 55 2 1/8 | 18 11/16 | M5 #10 | 4.8 No10 | 38 1.3 | 10 |
| Tapered Pad for CL209, CL254 & CL254AN CL803 (Polypropylene) | 008030 | - | - | 79 3 1/8 | - | 24 1 5/16 | M5 #10 | 4.8 No10 | 8 0.3 | 10 |


Tapered pads aid optimum rope alignment, especially when a fairlead would not be appropriate.



CL804 or CL805 Tapered Pads can aid optimum rope alignment.



| Sea-Dog Part # | | mm Ø inch Ø | mm inch | | | mm Ø inch Ø | mm Ø Gauge | Gms Ozs | Standard pack | |
|--------------------------------------|---------|----------------|-------------------|---------------|---------|----------------|---------------|-------------|------------------|----|
| Bulk | Display | | A | B | C | | | | | |
| Cleats for ropes to 3/8" | | | | | | | | | | |
| Horizontal CL202 (Nylon) | 002020 | 002020-1 | 6 - 10 1/4-3/8 | 74 2 15/16 | 51 2 | 79 3 1/8 | M6 1/4 | 6.3 No14 | 64 2.3 | 10 |
| Lateral (Starboard) CL206 (Nylon) | 002060 | 002060-1 | 6 - 10 1/4-3/8 | 75 3 | 51 2 | 50 2 | M6 1/4 | 6.3 No14 | 35 1.3 | 10 |
| Lateral (Port) CL207 (Nylon) | 002070 | 002070-1 | 6 - 10 1/4-3/8 | 75 3 | 51 2 | 50 2 | M6 1/4 | 6.3 No14 | 35 1.3 | 10 |



One of the first non-marine uses for Clamcleat® rope cleats was to tension and secure safety slings used by electricity and telephone engineers when working up ladders leaning against poles.



| Sea-Dog Part # | | mm Ø inch Ø | mm inch | | | mm Ø inch Ø | mm Ø Gauge | Gms Ozs | Standard pack | |
|--|----------|----------------|-------------------|---------------|---------------|----------------|---------------|-------------|------------------|----|
| Bulk | Display | | A | B | C | | | | | |
| Cleats for ropes to 1/2" | | | | | | | | | | |
| Vertical CL201 (Nylon) | 002010 | 002010-1 | 6 - 12 1/4-1/2 | 95 3 3/4 | 72 2 13/16 | 28 1 1/8 | M6 1/4 | 6 No14 | 43 1.5 | 10 |
| Racing Vertical CL219 | 002190 | 002190-1 | 6 - 12 1/4-1/2 | 90 3 9/16 | 72 2 13/16 | 27 1 1/16 | M6 1/4 | 6.3 No14 | 70 2.5 | 1 |
| CL219AN (Aluminum) | 002195 | 002195-1 | 6 - 12 1/4-1/2 | 90 3 9/16 | 72 2 13/16 | 27 1 1/16 | M6 1/4 | 6.3 No14 | 70 2.5 | 1 |
| Uncoated Racing Vertical CL219VB (Aluminum) | 002190NC | - | 6 - 12 1/4-1/2 | 90 3 9/16 | 72 2 13/16 | 27 1 1/16 | M6 1/4 | 6.3 No14 | 70 2.5 | 1 |
| Vertical with Integral Fairlead CL228 (Nylon) | 002280 | 002280-1 | 6 - 12 1/4-1/2 | 114 4 1/2 | 72 2 13/16 | 30 1 3/8 | M6 1/4 | 6.3 No14 | 68 2.4 | 1 |
| Tapered Pad for CL201, CL219, CL219AN, CL237 & CL238 CL804 (Polypropylene) | 008040 | - | - | 103 4 1/16 | - | 34 1 3/8 | M6 1/4 | 6.3 No14 | 18 0.6 | 10 |

The AN suffix indicates an extra superior Hard Anodized finish.

Our aluminum cleats are easily welded to provide a strong and permanent fixing. Where an alloy cleat needs to be fixed to an aluminum surface welding can be less expensive than drilling holes and bolting on a cleat. Applications include aluminum fishing boats and oil rigs.



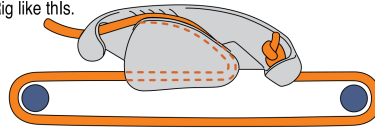
| Trucker Hitch Cleat | Sea-Dog Part # | | mm Ø inch Ø | A B C | | | mm inch | Gms Ozs | Standard pack |
|---------------------|----------------|---------|----------------|-------|---|---|------------|------------|------------------|
| | Bulk | Display | | A | B | C | | | |

Trucker Hitch Cleat
CL719 (Nylon)

An aerial cleat that rigs like the trucker's hitch / wagoner's hitch.



Rig like this.



CL719

Easy to use, can be fastened and released with one hand and operated from a distance.

Uses a single piece of rope.

Uses include aiding installation of machinery and heavy duty cables.

| Spring-gate Cleats for ropes to 1/2" | Sea-Dog Part # | | mm Ø inch Ø | A B C | | | mm Ø inch Ø | mm Ø Gauge | Gms Ozs | Standard pack |
|--------------------------------------|----------------|---------|----------------|-------|---|---|----------------|---------------|------------|------------------|
| | Bulk | Display | | A | B | C | | | | |

Vertical with Spring-gate
CL237 (Nylon)

002370 002370-1

6 - 12
1/4-1/2 95 72 40
3/4 2 13/16 1 1/8

M6 6.3 47
1/4 No14 1.7

1

Racing Vertical with Spring-gate
CL238 (Aluminum)

002380 002380-1

6 - 12
1/4-1/2 90 72 40
3/4 2 13/16 1 1/8

M6 6.3 75
1/4 No14 2.6

1



The red gate is flipped up by hand to keep the rope out of the cleat.



CL237

CL238

| Spring-gate Cleats for ropes to 5/8" | Sea-Dog Part # | | mm Ø inch Ø | A B C | | | mm Ø inch Ø | Gms Ozs | Standard pack |
|--------------------------------------|----------------|---------|----------------|-------|---|---|----------------|------------|------------------|
| | Bulk | Display | | A | B | C | | | |

Major with Spring-gate
CL239 (Nylon)

002390 002390-1

10 - 16
3/8-5/8 122 95 49
4 13/16 3 3/4 2

M8 88 3.2
5/16 3.2

1

Racing Major with Spring-gate
CL240 (Aluminum)

002400 002400-1

10 - 16
3/8-5/8 118 95 50
4 5/8 3 3/4 2

M8 166 5.9
5/16 5.9

1



CL239

CL240

| Cleats for ropes to 5/8" | Sea-Dog Part # | | mm Ø inch Ø | A B C | | | mm Ø inch Ø | Gms Ozs | Standard pack |
|--------------------------|----------------|---------|----------------|-------|---|---|----------------|------------|------------------|
| | Bulk | Display | | A | B | C | | | |

Major
CL205 (Nylon)

002050 002050-1

10 - 16
3/8-5/8 122 95 36
4 13/16 3 3/4 1 7/16

M8 85 3.0
5/16 3.0

5

Racing Major
CL220 (Aluminum)

002200 002200-1

12 - 16
1/2-5/8 118 95 37
4 5/8 3 3/4 1 1/2

M8 163 5.7
5/16 5.7

1

Uncoated Racing Major
CL220 (Aluminum)
Fairlead for CL205, CL220, CL239 & CL240
CL2245 (Stainless Steel)

002200NC -

12 - 16
1/2-5/8 118 95 37
4 5/8 3 3/4 1 1/2

M8 163 5.7
5/16 5.7

1

Tapered Pad
CL805 (Polypropylene)

008050 008050-1

131 -
5 1/8 - 1 3/4

M8 35 1.2
5/16 1.2

5



The CL220VB and CL219VB, with uncoated finish, can be welded to an aluminum substrate.



CL2245



CL205 + CL2245

CL220 + CL2245



CL205

CL220

CL220VB

CL805